

**AUDITED FINANCIAL STATEMENTS**

**FOR THE PERIOD FROM**

**1-4-2023 TO 31-3-2024**

**OF**

**JAYAWANT SHIKSHAN PRASARAK MANDAL**

# **Rajarshi Shahu College of Engineering**

S. No. 80/3, Mumbai Pune Bypass Highway, Tathawade, Tal-Munshi, Dist. Pune



# Rajarshi Shahu College of Engineering

S. No. 80/3, Mumbai Pune Bypass Highway, Tathawade, Tal-Munshi, Dist. Pune

## BALANCE SHEET AS ON 31ST MARCH 2024

Particulars	Amount	Amount
<b>Sources of Funds :</b>		
JSPM Trust.		441069265.73
<b>Total</b>		<b>441069265.73</b>
<b>Application of Funds :</b>		
Fixed Assets		253731223.17
Investment		150000.00
Working Capital		187188042.56
<b>Current Assets</b>		
Loans & Advances	4137801.00	
Deposits	118800.00	
Sundry Debtors	253191882.05	
Cash-in-hand	347.00	
Bank Accounts	11102251.68	
<b>Sub total</b>	<b>268551081.73</b>	
<b>Less : Current Liabilities</b>		
Deposits	7304156.00	
Sundry Creditors	8859706.97	
Provision	2797917.00	
Other Current Liabilities	62401259.20	
<b>Sub total</b>	<b>81363039.17</b>	
<b>Income &amp; Expenditure</b>		0.00
Opening period	0.00	
Current Period	-33293120.88	
Less: Transfer	-33293120.88	
<b>Total</b>		<b>441069265.73</b>

Place : Pune

Date :

**DIRECTOR**

Jayawant Shikshan Prasarak Mandal's  
Rajarshi Shahu College of Engineering  
(An Autonomous Institute)  
Tathawade, Pune - 411 033, M.S. (India)

As per our report of Even Date

For P C Patil & Associates

Chartered Accountants

FRN No. 123467W

PREMCHAND CHANDRAKANT PATIL

Digitally signed by  
PREMCHAND  
CHANDRAKANT PATIL  
Date: 2024.10.16 16:48:11  
+05'30'

Partner

CA Premchand C Patil

M No.113836

UDIN : 24113836BKCNCBW4748



# Rajarshi Shahu College of Engineering

S. No. 80/3, Mumbai Pune Bypass Highway, Tathawade, Tal-Munshi, Dist. Pune

## Income & Expenditure Statement

01-04-2023 to 31-03-2024

Particulars	Amount
<b>Income</b>	
Fees Collected	512177896.00
Consultancy Fee	2730000.00
Interest Received	387939.00
<b>Total</b>	<b>515295835.00</b>
<b>Expenditure</b>	
Bank Interest	8327797.00
Administrative Expenses	85679.00
Advertisement Exps.	5906297.00
Affiliation \ Registration Fees/ Membership	1578680.00
ARA Processing Fees	503100.00
FRA Processing Fees	301678.00
Bank Charges	180483.88
Consumable	3633614.00
Cleaning Exp	5634650.00
E Journal	2503740.00
Event Expenses	1955676.00
Garden Exp	2497810.00
FE Induction Programme	31045.00
Insurance Expenses	880383.00
Internate Expenses	3943376.00
Journal & Periodicals	2774869.00
Medical Exp	2347643.00
Office Expenses	3056466.00
Postage & Courier Expenses	627611.00
Power & Fuel Exp	6401929.00
Printing & Stationery	6540472.00
Professional Fees	2212059.00
Repairs & Maintenance	8920194.00
Research & Development	1706878.00
<b>Salary</b>	<b>367608665.00</b>
Seminor & Workshop	1745313.00
Security Expenses	3953400.00
Sports Exp	3990727.00
Staff Welfare Exp	3364125.00
Student Welfare Expenditure	3678327.00
Student Culture Activities	3065258.00
Training & Placement Exp	2450305.00
Telephone Expenses	1711990.00
Transport Charges	1604812.00
Travelling Expenses	3167595.00
Visiting Faculty	7808570.00
Water Supply Exp	3262969.00
Rate & Taxes	342560.00
Refreshment Expenses	2382346.00
Industrial Visit Expenses	2571103.00
Admission Expenses	80650.00
NBA Commite Expenses	573300.00
Exam Expenses	2394721.00
NAAC Expenses	911315.00
Phd Expenses	14000.00
FDP Expenses	4579480.00
Staff Remuneration	277069.00
Honorarium	124616.00
Audit Fee	493482.00
Electricity Expenses	7670047.00
Penalty Expenses	7785.00
Academic Meeting of Staff & Faculties	1845872.00
Faculty Development Expense	800782.00
Softwre Expenses	1687530.00
Student Conference & Seminar	415943.00
Student Competition & Other Exp	3443149.00
Student Alumini & Other Exp	1577378.00
Depreciation Exp	36431642.00
	<b>548588955.88</b>
<b>Excess of Income over Expenditure</b>	<b>-33293120.88</b>

As per our report of Even Date

For P C Patil & Associates

Chartered Accountants

FRN No. 123467W

PREMCHAND  
CHANDRAKANT  
PATIL

Partner

CA Fremchand C Patil

M No.113836

UDIN : 24113836BKCNCBW4748

**DIRECTOR**

Jayawant Shikshan Prasarak Mandal's  
Rajarshi Shahu College of Engineering  
(An Autonomous Institute)  
Tathawade, Pune - 411 033, M.S. (India)



Rajarshi Shahu College of Engg.

Schedules Of Fixed Assets. 2023-24

Sr. No.	Assets	Rate Of Dep. %	Opening Balance	Additions		Additions Total	Total 2022-23	Depreciation		Total Depreciation	Closing balance. 31-03-24
			01-04-23	Before 180 Days	After 180 Days			Before 180 Days	After 180 Days		
1	Building	10%	12867809.67	189961413.00	0.00	189961413.00	202829222.67	20282922.27	0.00	20282922.00	182546300.67
2	Computer Equipments	40%	5567766.28	9338767.39	2833118.00	12171885.39	17739651.67	5962613.47	566623.60	6529237.00	11210414.67
3	Furniture & Fixture	10%	14634568.55	4420117.00	385530.00	4805647.00	19440215.55	1905468.56	19276.50	1924745.00	17515470.55
4	Library Books	40%	2052534.99	0.00	417543.00	417543.00	2470077.99	821014.00	83508.60	904523.00	1565554.99
5	Equipments	15%	29844229.27	13008270.2	4831198.00	17839468.02	47683697.29	6427874.89	362339.85	6790215.00	40893482.29
<b>Grand Total</b>			<b>64966908.76</b>	<b>216728567.41</b>	<b>8467389.00</b>	<b>225195956.41</b>	<b>290162865.17</b>	<b>35399893.18</b>	<b>1031748.55</b>	<b>36431642.00</b>	<b>253731223.17</b>



*GH*  
**DIRECTOR**  
 Jayawant Shikshan Prasarak Mandal's  
 Rajarshi Shahu College of Engineering  
 (An Autonomous Institute)  
 Tathawade, Pune - 411 033, M.S. (India)



## Rajarshi Shahu College of Engineering

01 April 2023 to 31 March 2024

### Cash In hand

Sr. NO.	Particular	Amount
1	Cash in Hand	347.00
	<b>Total</b>	<b>347.00</b>

### Bank Balance

Sr. NO.	Particular	Amount
1	Axis Bank Ltd SB A/c No 103010100050634	428,698.13
2	Axis Bank Sb Ac No 912010028235234	3,571.35
3	AXIS RSCOE IEEE (920010071935553)	425,459.00
4	Bank Of Maharashtra SB AC No 60054830179	225,470.14
5	Central Bank Of India SB A/c No 3085668490	430,569.38
6	HDFC Bank A/c No. 50100206933471	139,806.07
7	Idbi Bank A/c No 0778102000001656	102,549.15
8	IDBI Bank A/c No.0778104000026318	1,463,249.99
9	Janata Sahkari Bank 2201/37571 (ISTE)	341,825.14
10	Janata Sahkari Bank 2201/38164 (E&L)	6,660.00
11	Janata Sahkari Bank 2201/38934	2,138.00
12	Janata Sahkari Bank 2301/2209	865.00
13	Jmcll 1265	203,624.00
14	JMCCCL 42 / 1315	162,871.00
15	Jmcls 1539	8,425.00
16	Jmcls 878	1,892,945.00
17	JMCCSL A/C No. 302	396,322.20
18	JMCCSL A/NO.42/722	255,440.00
19	RSCOE Innovation& Incubation Foud. IDBI 09997	62,358.31
20	TJSB INNOVISION A/C NO 15578	1,468,224.52
21	TJSB Ltd SB A.C No 12090	2,978,380.30
22	Union Bank of India 360002010211084	102,800.00
	<b>Total</b>	<b>11,102,251.68</b>



**DIRECTOR**

Jayawant Shikshan Prasarak Mandal's  
Rajarshi Shahu College of Engineering  
(An Autonomous Institute)  
Tathawade, Pune - 411 033, M.S. (India)

JAYAWANT SHIKSHAN PRASARAK MANDAL  
**Rajarshi Shahu College of Engineering**  
 S. No. 80/3, Mumbai Pune Bypass Highway, Tathawade, Tal-Munshi, Dist. Pune  
**RECEIPTS & PAYMENT STATEMENT**  
 FROM 1-4-2022 To 31-3-2023

RECEIPT	AMOUNT	PAYMENT	AMOUNT
To Opening Balance		By Bank Interest	8,327,797
Cash In Hand	21,683	By Administrative Expenses	85,679
Cash At Bank	9,457,506	By Advertisement Exps.	2,906,297
		By Affiliation \ Registration Fees/Membership	1,578,680
To Fees & Other Receipts	572,051,876	By ARA Processing Fees	503,100
		By FRA Processing Fees	301,678
		By Bank Charges	180,484
		By Consumable	3,633,614
		By Cleaning Exp	2,948,323
		By E Journal	2,503,740
		By Event Expenses	1,955,676
		By Garden Exp	2,497,810
		By FE Induction Programme	31,045
		By Insurance Expenses	880,383
		By Internate Expenses	3,943,376
		By Journal & Periodicals	2,774,869
		By Medical Exp	2,347,643
		By Office Expenses	3,056,466
		By Postage & Courier Expenses	627,611
		By Power & Fuel Exp	6,401,929
		By Printing & Stationery	6,540,472
		By Professional Fees	2,212,059
		By Repairs & Maintanance	8,920,194
		By Research & Development	1,706,878
		By Salary	364,810,748
		By Seminar & Workshop	1,745,313
		By Security Expenses	3,953,400
		By Sports Exp	3,990,727
		By Staff Welfare Exp	3,364,125
		By Student Welfare Expenditure	3,678,327
		By Student Culture Activities	3,065,258
		By Training & Placement Exp	2,450,305
		By Telephone Expenses	1,711,990
		By Transport Charges	1,604,812
		By Travelling Expenses	3,167,595
		By Visiting Faculty	7,808,570
		By Water Supply Exp	3,262,969
		By Rate & Taxes	342,560
		By Refreshmnet Expenses	2,382,346
		By industrial Visit Expenses	2,571,103
		By Admission Expenses	80,650
		By NBA Commite Expenses	573,300
		By Exam Expenses	2,394,721
		By NAAC Expenses	911,315
		By Phd Expenses	14,000
		By FDP Expenses	4,579,480
		By Staff Remuneration	277,069
		By Honorarium	124,616
		By Audit Fee	493,482
		By Electricity Expenses	7,670,047
		By Penalty Expenses	7,785
		By Academic Meeting of Staff & Faculties	1,845,872
		By Faculty Development Expense	800,782
		By Softewre Expenses	1,687,530
		By Student Conference & Seminar	415,943
		By Student Competition & Other Exp	3,443,149
		By Student Alumini & Other Exp	1,577,378
		By Trust	66,755,397
		By Closing Balance	11,102,599
		Cash In Hand	347
		Cash At Bank	11,102,252
<b>Total</b>	<b>581,531,065</b>	<b>Total</b>	<b>581,531,065</b>

As per our report of Even Date  
 For P C Patil & Associates  
 Chartered Accountants  
 FRN No. 123467W  
 Prepared by  
 CHANDRAKANT CHANDRAKANT PATIL  
 PATIL  
 Partner  
 CA Premchand C Patil  
 M No.113836  
 UDIN : 24113836BKCNBW4748

**DIRECTOR**  
 Jayawant Shikshan Prasarak Mandal's  
 Rajarshi Shahu College of Engineering  
 (An Autonomous Institute)  
 Tathawade, Pune - 411 033, M.S. (India)



# Rajarshi Shahu College of Engineering


S. No. 80/3, Mumbai Pune Bypass Highway, Tathawade, Tal-Munshi, Dist. Pune

Budget for the period 1-4-2024 To 31-3-2025

RECEIPT	AMOUNT	PAYMENT	AMOUNT
To Fees & Other Income	541,060,627	By Bank Interest	8,577,631
		By Administrative Expenses	88,249
		By Advertisement Exps.	6,083,486
		By Affiliation \ Registration Fees/Membership	1,626,040
		By ARA Processing Fees	518,193
		By FRA Processing Fees	310,728
		By Bank Charges	185,898
		By Consumable	3,742,622
		By Cleaning Exp	5,803,690
		By E Journal	2,578,852
		By Event Expenses	2,014,346
		By Garden Exp	2,572,744
		By FE Induction Programme	31,976
		By Insurance Expenses	906,794
		By Internate Expenses	4,061,677
		By Journal & Periodicals	2,858,115
		By Medical Exp	2,418,072
		By Office Expenses	3,148,160
		By Postage & Courier Expenses	646,439
		By Power & Fuel Exp	6,593,987
		By Printing & Stationery	6,736,686
		By Professional Fees	2,278,421
		By Repairs & Maintanance	9,187,800
		By Research & Development	1,758,084
		By Salary	378,636,925
		By Seminar & Workshop	1,797,672
		By Security Expenses	4,072,002
		By Sports Exp	4,110,449
		By Staff Welfare Exp	3,465,049
		By Student Welfare Expenditure	3,788,677
		By Student Culture Activities	3,157,216
		By Training & Placement Exp	2,523,814
		By Telephone Expenses	1,763,350
		By Transport Charges	1,652,956
		By Travelling Expenses	3,262,623
		By Visiting Faculty	8,042,827
		By Water Supply Exp	3,360,858
		By Rate & Taxes	352,837
		By Refreshmnet Expenses	2,453,816
		By Industrial Visit Expenses	2,648,236
		By Admission Expenses	83,070
		By NBA Commite Expenses	590,499
		By Exam Expenses	2,466,563
		By NAAC Expenses	938,654
		By Phd Expenses	14,420
		By FDP Expenses	4,716,864
		By Staff Remuneration	285,381
		By Honorarium	128,354
		By Audit Fee	508,286
		By Electricity Expenses	7,900,148
		By Penalty Expenses	8,019
		By Academic Meeting of Staff & Faculties	1,901,248
		By Faculty Development Expense	824,805
		By Softewre Expenses	1,738,156
		By Student Conference & Seminar	428,421
		By Student Competition & Other Exp	3,546,443
		By Student Alumini & Other Exp	1,624,699
		By JSJM Trust	13,538,594
	541,060,627		541,060,627

**DIRECTOR**

Jayawant Shikshan Prasarak Mandal's  
Rajarshi Shahu College of Engineering  
(An Autonomous Institute)  
Tathawade, Pune - 411 033, M.S. (India)





# Rajarshi Shahu College of Engineering

S. No. 80/3, Mumbai Pune Bypass Highway, Tathawade, Tal-Munshi, Dist. Pune

Budget for the period 1-4-2025 To 31-3-2026

RECEIPT	AMOUNT	PAYMENT	AMOUNT
To Fees & Other Income	568,113,658	By Bank Interest	8,920,736
		By Administrative Expenses	91,779
		By Advertisement Exps.	6,326,825
		By Affiliation \Registration Fees/Membership	1,691,082
		By ARA Processing Fees	538,921
		By FRA Processing Fees	323,157
		By Bank Charges	193,334
		By Consumable	3,892,327
		By Cleaning Exp	6,035,837
		By E Journal	2,682,006
		By Event Expenses	2,094,920
		By Garden Exp	2,675,654
		By FE Induction Programme	33,255
		By Insurance Expenses	943,066
		By Internate Expenses	4,224,144
		By Journal & Periodicals	2,972,440
		By Medical Exp	2,514,795
		By Office Expenses	3,274,086
		By Postage & Courier Expenses	672,297
		By Power & Fuel Exp	6,857,746
		By Printing & Stationery	7,006,154
		By Professional Fees	2,369,558
		By Repairs & Maintanance	9,555,312
		By Research & Development	1,828,408
		By Salary	393,782,402
		By Seminar & Workshop	1,869,579
		By Security Expenses	4,234,882
		By Sports Exp	4,274,867
		By Staff Welfare Exp	3,603,651
		By Student Welfare Expenditure	3,940,224
		By Student Culture Activities	3,283,504
		By Training & Placement Exp	2,624,767
		By Telephone Expenses	1,833,884
		By Transport Charges	1,719,075
		By Travelling Expenses	3,393,128
		By Visiting Faculty	8,364,540
		By Water Supply Exp	3,495,292
		By Rate & Taxes	366,950
		By Refreshmnet Expenses	2,551,969
		By Industrial Visit Expenses	2,754,166
		By Admission Expenses	86,392
		By NBA Commite Expenses	614,119
		By Exam Expenses	2,565,225
		By NAAC Expenses	976,201
		By Phd Expenses	14,997
		By FDP Expenses	4,905,539
		By Staff Remuneration	296,796
		By Honorarium	133,489
		By Audit Fee	528,618
		By Electricity Expenses	8,216,154
		By Penalty Expenses	8,339
		By Academic Meeting of Staff & Faculties	1,977,298
		By Faculty Development Expense	857,798
		By Softewre Expenses	1,807,682
		By Student Conference & Seminar	445,558
		By Student Competition & Other Exp	3,688,301
		By Student Alumini & Other Exp	1,689,687
		By Fixed Assets	976,201
		By JSPM Trust	18,514,543
	568,113,658		568,113,658



**DIRECTOR**  
 Jayawant Shikshan Prasarak Mandal's  
 Rajarshi Shahu College of Engineering  
 (An Autonomous Institute)  
 Tathawade, Pune - 411 033, M.S. (India)



**AUDITED FINANCIAL STATEMENTS**

**FOR THE PERIOD FROM**

**1-4-2022 TO 31-3-2023**

**OF**

**J S P M'S**

**RAJARSHI SHAHU COLLEGE OF ENGG.  
TATHAWADE.**

Rajarshi Shahu College of Engineering

BALANCE SHEET AS ON 31ST MARCH 2023

Particulars	Amount	Amount
<b>Sources of Funds :</b>		
JSPM Trust.		348,198,409
<b>Total</b>		<b>348,198,409</b>
<b>Application of Funds :</b>		
<b>Fixed Assets</b>		<b>64,966,909</b>
<b>Investment</b>		-
<b>Working Capital</b>		<b>283,231,500</b>
<b>Current Assets</b>		
Loans & Advances	3,792,079	
Deposits	118,800	
Sundry Debtors	325,202,228	
Cash-in-hand	21,683	
Bank Accounts	9,457,506	
Prepaid Affiliation fee	112,500	
Sub total	338,704,796	
<b>Less: Current Liabilities</b>		
Deposits	6,409,146	
Sundry Creditors	3,173,380	
Other Current Liabilities	45,890,770	
Sub total	55,473,296	
<b>Income &amp; Expenditure</b>		-
Opening period	-	
Current Period	64,498,498	
Less: Transfer	64,498,498	
<b>Total</b>		<b>348,198,409</b>


As per our report of Even Date  
For Avadhoot A Deshpande and Co.  
Chartered Accountants  
FRN No. 158852W

Proprietor

CA Avadhoot Deshpande

M No.128561

UDIN : 23128561BGWKAC3558



Place : Pune

Date :



**Principal**  
JSPM's Rajarshi Shahu College  
of Engineering, Polytechnic,  
Tathawade, Pune - 411033

## Rajarshi Shahu College of Engineering

Income & Expenditure Statement

01-04-2022 to 31-03-2023

Particulars	Amount
<b>Income</b>	
Fees Collected	519,571,675
Consultancy Fee	834,838
Interest Received	183,145
<b>Total</b>	<b>520,589,658</b>
<b>Expenditure</b>	
<b>Amount</b>	
Salary	302,446,030
Meeting Expenses-GB, AC, CDC, BOS	3,200,102
Academic Meeting Of Staff	4,114,416
Conveyance Travelling For Staff Official Work	1,828,629
Chemicals & Consumables	5,412,032
AICTE, Univ, Affiliation & Membership Fee	1,647,049
Postage & Courier Expenses	2,655,145
Printing and Stationery Expenses	3,152,822
Repairs and Maintenance	9,616,195
Recruitment of Staff Exp	4,010,297
Student Conference & Seminar	3,247,258
Annual Maintenance (AMC) Exp	3,090,469
Induction Programme Expenses	3,155,452
Gathering, Technical Event Expenses	3,565,861
Advertisement Admission Expenses	3,061,932
Bank Charges	12,393
Bank Intrest Exp	17,381,210
Consultancy Expenses	2,110,256
Exam papers printing Exp	3,023,952
Deprication	12,806,850
Eligibility Fees	3,949,179
Garden Expenses	3,517,173
Guest Honararium Charges	2,187,824
Industrial Visite Expenses	2,688,315
Internet Expenses	2,293,478
Student Sports Expenses	4,651,481
Office Expenses	2,774,053
Periodicals & Journals & Subscription	2,216,065
College Audit Fees	613,000
Electricity Power & Fuel	4,424,869
Professional Fees	95,711
Advertisement Recruitment of Staff	4,035,433
Potent, Research & Development Exp	3,351,078
Security Expenses	4,707,276
Software & Services Exp.	2,782,286
Staff Conference & Seminar Expenses	3,967,906
Student Competitions Exp	2,530,407
Tranning Placment Expenses	2,504,819
Event Expenses	3,422,923
Telephone Expenses	1,398,366
Transport Charges Student & Staff	2,306,124
Visiting Faculty	1,231,080
Water Expenses	2,718,618
Advertisement Digital Media Exp	2,185,346
<b>Total Expenditure</b>	<b>456,091,160</b>
<b>Excess of Income over Expenditure</b>	<b>64,498,498</b>


Place : Pune  
Date :

  
**Principal**

JSPM's Rajarshi Shahu College  
of Engineering, Polytechnic,  
Tathawade, Pune - 411033



As per our report of Even Date  
For Avadhoot A Deshpande and Co.  
Chartered Accountants

  
Proprietor

Avadhoot Deshpande

M No.128561

UDIN : 23128561BGWKAC3558



Rajarshi Shahu College of Engg.

Schedules Of Fixed Assets.

2022-23

Sr. No.	Assets	Rate Of Dep. %	Opening Balance	Additions		Additions Total	Total 2022-23	Depreciation		Total Depreciation	Closing balance. 31-03-23
			01-04-22	Before 180 Days	After 180 Days			Before 180 Days	After 180 Days		
1	Building	10%	14,297,567	-	-	-	14,297,567	1,429,757	-	1,429,757	12,867,810
2	Computer Equipments	40%	5,730,756	2,423,487	844,025	3,267,512	8,998,268	3,261,697	168,805	3,430,502	5,567,766
3	Furniture & Fixture	10%	12,330,246	3,367,438	533,319	3,900,757	16,231,003	1,569,768	26,666	1,596,434	14,634,569
4	Library Books	40%	2,466,652	337,459	462,586	800,045	3,266,697	1,121,644	92,517	1,214,162	2,052,535
5	Equipments	15%	23,889,521	9,610,188	1,480,516	11,090,703	34,980,224	5,024,956	111,039	5,135,995	29,844,229
	<b>Grand Total</b>		<b>58,714,741</b>	<b>15,738,572</b>	<b>3,320,446</b>	<b>19,059,017</b>	<b>77,773,759</b>	<b>12,407,823</b>	<b>399,027</b>	<b>12,806,850</b>	<b>64,966,909</b>



## Rajarshi Shahu College of Engg.

### RECEIPTS & PAYMENT STATEMENT

FROM 1-4-2022 To 31-3-2023

RECEIPT	AMOUNT	PAYMENT	AMOUNT
To Opening Balance		By Salary	302,446,030
Cash In Hand	8,456	By Meeting Expenses-GB,AC,CDC,BOS	3,200,102
Cash At Bank	24,690,343	By Academic Meeting Of Staff	4,114,416
To Fees & Other Receipts		By Conveyance Travelling For Staff Official Work	1,828,629
	573,059,536	By Chemicals & Consumables	5,412,032
		By AICTE, Univ, Affiliation & Membership Fee	1,647,049
		By Postage & Courier Expenses	2,655,145
		By Printing and Stationery Expenses	3,152,822
		By Repairs and Maintenance	9,616,195
		By Recruitment of Staff Exp	4,010,297
		By Student Conference & Seminar	3,247,258
		By Annual Maintenance (AMC) Exp	3,090,469
		By Induction Programme Expenses	3,155,452
		By Gathering, Technical Event Expenses	3,565,861
		By Advertisement Admission Expenses	3,061,932
		By Bank Charges	12,393
		By Bank Intrest Exp	17,381,210
		By Consultancy Expenses	2,110,256
		By Exam papers printing Exp	3,023,952
		By Eligibility Fees	3,949,179
		By Garden Expenses	3,517,173
		By Guest Honararium Charges	2,187,824
		By Industrial Visite Expenses	2,688,315
		By Internet Expenses	2,293,478
		By Student Sports Expenses	4,651,481
		By Office Expenses	2,774,053
		By Periodicals & Journals & Subscription	2,216,065
		By College Audit Fees	613,000
		By Electricity Power & Fuel	4,424,869
		By Professional Fees	95,711
		By Advertisement Recruitment of Staff	4,035,433
		By Patent, Research & Development Exp	3,351,078
		By Security Expenses	4,707,276
		By Software & Services Exp.	2,782,286
		By Staff Conference & Seminar Expenses	3,967,906
		By Student Competitions Exp	2,530,407
		By Training Placment Expenses	2,504,819
		By Event Expenses	3,422,923
		By Telephone Expenses	1,398,366
		By Transport Charges Student & Staff	2,306,124
		By Visiting Faculty	1,231,080
		By Water Expenses	2,718,618
		By Advertisement Digital Media Exp	2,185,346
		By Fixed Assets	19,059,017
		By Advance	3,298,808
		By Trust	122,637,012
		By By Closing Balance	9,479,189
		Cash In Hand	21,683
		Cash At Bank	9,457,506
<b>Total</b>	<b>597,758,335</b>	<b>Total</b>	<b>597,758,335</b>

As per our report of Even Date  
For Avadhoot A Deshpande and Co.  
Chartered Accountants

Place : Pune

**Principal**

JSPM's Rajarshi Shahu College  
of Engineering, Polytechnic,  
Tathawade, Pune - 411033



Avadhoot Deshpande  
M No.128561  
AUDIN : 23128561BGWKA3558



# Rajarshi Shahu College of Engg.

Tathawade, Pune.

Budget for the period 1-4-2023 To 31-3-2024

RECEIPT	AMOUNT	PAYMENT	AMOUNT
To Fees & Other Income	546,619,141	By Salary	311,519,411
		By Meeting Expenses-GB,AC,CDC,BOS	3,296,105
		By Academic Meeting Of Staff	4,237,849
		By Conveyance Travelling For Staff Official	1,883,488
		By Chemicals & Consumables	5,574,393
		By AICTE,Univ, Affiliation & Membership	1,696,460
		By Postage & Courier Expenses	2,734,799
		By Printing and Stationery Expenses	3,247,407
		By Repairs and Maintenance	9,904,681
		By Recruitment of Staff Exp	4,130,606
		By Student Conference & Seminar	3,344,676
		By Annual Maintenance (AMC) Exp	3,183,183
		By Induction Programme Expenses	3,250,116
		By Gathering,Technical Event Expenses	3,672,837
		By Advertisement Admission Expenses	3,153,790
		By Bank Charges	12,765
		By Bank Intrest Exp	17,902,646
		By Consultancy Expenses	2,173,564
		By Exam papers printing Exp	3,114,671
		By Eligibility Fees	4,067,654
		By Garden Expenses	3,622,688
		By Guest Honararium Charges	2,253,459
		By Industrial Visite Expenses	2,768,964
		By Internet Expenses	2,362,282
		By Student Sports Expenses	4,791,025
		By Office Expenses	2,857,275
		By Periodicals & Journals & Subscription	2,282,547
		By College Audit Fees	631,390
		By Electricity Power & Fuel	4,557,615
		By Professional Fees	98,582
		By Advertisement Recruitment of Staff	4,156,496
		By Petent, Research & Development Exp	3,451,610
		By Security Expenses	4,848,494
		By Software & Services Exp.	2,865,755
		By Staff Conference & Seminar Expenses	4,086,943
		By Student Competitions Exp	2,606,319
		By Tranning Placment Expenses	2,579,964
		By Event Expenses	3,525,611
		By Telephone Expenses	1,440,317
		By Transport Charges Student & Staff	2,375,308
		By Visiting Faculty	1,268,012
		By Water Expenses	2,800,177
		By Advertisement Digital Media Exp	2,250,906
		By Fixed Assets	215,040
		By JSPM Trust	89,821,262
	<b>546,619,141</b>		<b>546,619,141</b>



**Principal**

JSPM's Rajarshi Shahu College  
of Engineering, Polytechnic,  
Tathawade, Pune - 411033



# Rajarshi Shahu College of Eng<sup>65</sup>

Tathawade, Pune

Budget for the period 1-4-2024 To 31-3-2025

RECEIPT	AMOUNT	PAYMENT	AMOUNT
To Fees & Other Income	573,950,098	By Salary	323,980,187
		By Meeting Expenses-GB,AC,CDC,BOS	3,427,949
		By Academic Meeting Of Staff	4,407,363
		By Conveyance Travelling For Staff Official	1,958,827
		By Chemicals & Consumables	5,797,369
		By AICTE, Univ, Affiliation & Membership	1,764,319
		By Postage & Courier Expenses	2,844,191
		By Printing and Stationery Expenses	3,377,303
		By Repairs and Maintenance	10,300,868
		By Recruitment of Staff Exp	4,295,830
		By Student Conference & Seminar	3,478,463
		By Annual Maintenance (AMC) Exp	3,310,510
		By Induction Programme Expenses	3,380,120
		By Gathering, Technical Event Expenses	3,819,750
		By Advertisement Admission Expenses	3,279,942
		By Bank Charges	13,276
		By Bank Intrest Exp	18,618,752
		By Consultancy Expenses	2,260,506
		By Exam papers printing Exp	3,239,257
		By Eligibility fees	4,230,361
		By Garden Expenses	3,767,596
		By Guest Honararium Charges	2,343,597
		By Industrial Visite Expenses	2,879,723
		By Internet Expenses	2,456,774
		By Student Sports Expenses	4,982,666
		By Office Expenses	2,971,566
		By Periodicals & Journals & Subscription	2,373,849
		By College Audit Fees	656,646
		By Electricity Power & Fuel	4,739,920
		By Professional Fees	102,525
		By Advertisement Recruitment of Staff	4,322,756
		By Patent, Research & Development Exp	3,589,675
		By Security Expenses	5,042,434
		By Software & Services Exp.	2,980,385
		By Staff Conference & Seminar Expenses	4,250,421
		By Student Competitions Exp	2,710,572
		By Training Placment Expenses	2,683,162
		By Event Expenses	3,666,635
		By Telephone Expenses	1,497,930
		By Transport Charges Student & Staff	2,470,320
		By Visiting Faculty	1,318,733
		By Water Expenses	2,912,184
		By Advertisement Digital Media Exp	2,340,943
		By Fixed Assets	223,642
		By JSPM Trust	98,880,304
	573,950,098		573,950,098

*(Signature)*  
**Principal**

**JSPM's Rajarshi Shahu College  
of Engineering, Polytechnic,  
Tathawade, Pune - 411033**



**AUDITED FINANCIAL STATEMENTS**

**FOR THE PERIOD FROM**

**1-4-2021 TO 31-3-2022**

**OF**

**J S P M'S**

**RAJARSHI SHAHU COLLEGE OF ENGG.  
TATHAWADE.**



Rajarshi Shahu College of Engineering

BALANCE SHEET AS ON 31ST MARCH 2022

Particulars	Amount	Amount
<b>Sources of Funds :</b>		
JSPM Trust.		387,651,829
<b>Total</b>		<b>387,651,829</b>
<b>Application of Funds :</b>		
Fixed Assets		58,714,741
Investment		-
Working Capital		328,937,088
<b>Current Assets</b>		
Loans & Advances	2,667,862	
Deposits	118,800	
Sundry Debtors	378,826,323	
Cash-in-hand	8,456	
Bank Accounts	24,690,343	
Prepaid Affiliation fee	112,500	
Sub total	<b>406,424,285</b>	
<b>Less : Current Liabilities</b>		
Deposits	6,404,146	
Sundry Creditors	3,294,292	
Other Current Liabilities	67,788,759	
Sub total	<b>77,487,197</b>	
<b>Income &amp; Expenditure</b>		
Opening period	-	
Current Period	185,172,596	
Less: Transfer	185,172,596	
<b>Total</b>		<b>387,651,829</b>

As per our report of Even Date

For Saarvam And Associates

Chartered Accountants

FRN No. 143585W



Partner

CA Avadhoot Deshpande

M No.128561

UDIN : 22128561 AXMLU05370

Place : Pune

Date : 30/09/22



**Rajarshi Shahu College of Engineering**

**Income & Expenditure Statement**

01 April 2021 to 31 March 2022

Particulars	Amount
<b>Income</b>	
Fees Collected	525,329,497
Consultancy Fee	440,719.47
Interest Received	250,888
<b>Total</b>	<b>526,021,104</b>
<b>Expenditure</b>	
Administrative Expenses	6,295,314
Consumables	3,010,876
MSBTE / AICTE Affiliation & Membership Fee	1,696,190
Postage & Telephone Expenses	1,013
Printing and Stationery Expenses	316,531
Repairs and Maintenance	5,202,163
Seminars & Workshops	2,169,161
Student Welfare	7,545,297
Travelling Expenses	2,579,271
Induction Programme Expenses	1,356,677
Students' Technical Event Expenses	133,472
Admission Campaigning Expenses	1,845,810
ARA Processing Fee	331,400
Bank Charges	6,341
Bank Intrest	17,958,420
Cleaning Expences	2,595,820
Deprication	12,207,907
E-Journals	1204521
Fee Connsession	2,051,250
FRA Processing Fee	398,800
Garden Expenses	1,905,620
Honararium Charges	486,355
Income Tax Interest Paid	995,359
INDUSTRIAL VISIT EXP.	1,865,980
Internet Expenses	1,321,580
Medical Expenses	1,098,650
Office Expenses	1,095,440
Online Journals	1,281,441
Periodicals & Journals & Subscription	592,158
PHD Registration Fee Paid	1,625,000
Power & Fuel	3,445,140
Printing & Stationary	254,980
Professional Fees	133,875.00
Refreshment Expenses	1,054,810
REMUNERATION EXP	16,221
Research & Development	1,219,549
Salary	242,182,182
Sanitizer Expenses	1,241,810
Security Expenses	2,042,140
Software & Services Exp.	1,231,273
Staff Welfare Expenses	2,190,027
Telephone Expenses	454,180
Transport & Octroi Charges	1,775,410
Visiting Faculty	674,955.00
Water Expenses	1,758,140
<b>Total Expenditure</b>	<b>340,848,508</b>
<b>Excess of Income over Expenditure</b>	<b>185,172,596</b>

As per our report of Even Date  
For Saarvam And Associates  
Chartered Accountants  
FRN No. 143585W

Partner  
CA Avadhoot Deshpande  
M No.128561  
UDIN: 22128561AXMLU5370



Place : Pune  
Date : 30/09/22



**Rajarshi Shahu College of Engg.**

Schedules Of Fixed Assets. 2021-22

Sr. No.	Assets	Rate Of Dep.	Opening Balance 1.4.2021	Addition		Total Fixed Assets	Depreciation			Total Depreciation	Closing Balance 31.3.2022
				Before 6 Month	After 6 Month		On Opening Balance	Before 6 Month	After 6 Month		
1	Library Books	40%	3,750,702	360,386	-	4,111,088	2,500,468	3,894,856	-	1,644,435	2,466,653
2	Computers	40%	9,174,087	-	282,879	9,456,966	4,824,693	9,174,087	113,152	3,726,211	5,730,755
3	Furniture & fittings	10%	13,700,273	-	-	13,700,273	1,522,253	13,700,273	-	1,370,027	12,330,246
4	Building	10%	15,886,184	-	-	15,886,184	1,765,132	15,886,184	-	1,588,618	14,297,566
5	Equipment	15%	23,841,932	104,813	3,821,393	27,768,138	3,810,810	23,857,654	573,209	3,878,616	23,889,522
	<b>Total</b>		<b>66353177.44</b>	<b>465199.00</b>	<b>4104272.00</b>	<b>70922648.44</b>	<b>14423355.27</b>	<b>66513053.79</b>	<b>686360.55</b>	<b>12207907.00</b>	<b>58714741.44</b>



# Rajarshi Shahu College of Engineering

01 April 2021 to 31 March 2022

## Cash In hand

Sr. NO.	Particular	Amount
1	Cash in Hand	8456.00
	<b>Total</b>	<b>8456.00</b>

## Bank Balance

Sr. NO.	Particular	Amount
1	Axis Bank Ltd SB A/c No 103010100050634	358823.27
2	Axis Bank Sb Ac No 912010028235234	3264.35
3	AXIS RSCOE IEEE (920010071935553)	486244.00
4	Bank Of Maharashtra SB AC No 60054830179	69478.64
5	Central Bank Of India SB A/c No 3085668490	1998626.70
6	HDFC Bank A/c No. 50100206933471	407016.56
7	Idbi Bank A/c No 0778102000001656	45557.15
8	IDBI Bank A/c No.0778104000026318	557497.71
9	Janata Sahkari Bank 2201/35509	3300.00
10	Janata Sahkari Bank 2201/37571 (ISTE)	303234.00
11	Janata Sahkari Bank 2201/38164 (E&L)	6336.00
12	Janata Sahkari Bank 2201/38934	2034.00
13	Janata Sahkari Bank 2201/40703	17890.00
14	Janata Sahkari Bank 2301/2209	2245.00
15	Jmcl 1265	106971.00
16	JMCCCL 42 / 1315	151431.00
17	Jmccls 1539	8485.00
18	Jmccls 878	913666.00
19	JMCCSL A/C No. 302	481971.20
20	JMCCSL A/NO.42/722	55303.00
21	TJSB INNOVISION A/C NO 15578	353982.10
22	TJSB Ltd SB A.C No 12090	2437792.30
23	Union Bank of India 360002010211084	1558338.99
24	Union Bank Of India (SB A/C No 321702010219221)	14360855.21
	<b>Total</b>	<b>24690343.18</b>





**Rajarshi Shahu College of Engg.**  
**RECEIPTS & PAYMENT STATEMENT**  
**FROM 1-4-2021 To 31-3-2022**

RECEIPT		AMOUNT	PAYMENT		AMOUNT
To	Opening Balance	13,946,564	By	Administrative Expenses	6,295,314
	Cash In Hand	2,436	By	Consumables	3,010,876
	Cash At Bank	13,944,128	By	MSBTE / AICTE Affiliation & Membership Fee	1,696,190
To	Fees & Other Receipts	466,970,463	By	Postage & Telephone Expenses	1,013
			By	Printing and Stationery Expenses	316,531
			By	Repairs and Maintenance	5,202,163
			By	Seminars & Workshops	2,169,161
			By	Student Welfare	7,545,297
			By	Travelling Expenses	2,579,271
			By	Induction Programme Expenses	1,356,677
			By	Students' Technical Event Expenses	133,472
			By	Admission Campaigning Expenses	1,845,810
			By	ARA Processing Fee	331,400
			By	Bank Charges	6,341
			By	Bank Intrest	17,958,420
			By	Cleaning Expences	2,595,820
			By	E-Journals	1,204,521
			By	Fee Connsession	2,051,250
			By	FRA Processing Fee	398,800
			By	Garden Expenses	1,905,620
			By	Honararium Charges	486,355
			By	Income Tax Interest Paid	995,359
			By	INDUSTRIAL VISIT EXP.	1,865,980
			By	Internet Expenses	1,321,580
			By	Medical Expenses	1,098,650
			By	Office Expenses	1,095,440
			By	Online Journals	1,281,441
			By	Periodicals & Journals & Subscription	592,158
			By	PHD Registration Fee Paid	1,625,000
			By	Power & Fuel	3,445,140
			By	Printing & Stationary	254,980
			By	Professional Fees	133,875
			By	Refreshment Expenses	1,054,810
			By	REMUNERATION EXP	16,221
			By	Research & Development	1,219,549
			By	Salary	242,182,182
			By	Sanitizer Expenses	1,241,810
			By	Security Expenses	2,042,140
			By	Software & Services Exp.	1,231,273
			By	Staff Welfare Expenses	2,190,027
			By	Telephone Expenses	454,180
			By	Transport & Octroi Charges	1,775,410
			By	Visiting Faculty	674,955
			By	Water Expenses	1,758,140
			By	Fixed Assets	3,088,221
			By	Deposite Paid	10,000
			By	Advance	421,352
			By	Trust	124,058,054
			By	By Closing Balance	24,698,799
				Cash In Hand	8,456
				Cash At Bank	24,690,343
	<b>Total</b>	<b>480,917,027</b>		<b>Total</b>	<b>480,917,027</b>

Place : Pune  
 Date : 30/09/22



As per our report of Even Date  
 For Saarvam And Associates  
 Chartered Accountants  
 FRN No. 143585W

Partner  
 CA Avadhoot Deshpande  
 M No.128561

UDIN :  
 22128561AXMLW05370.



# Rajarshi Shahu College of Engg.

Tathawade, Pune.

Budget for the period 1-4-2022 To 31-3-2023

RECEIPT	AMOUNT	PAYMENT	AMOUNT
To Fees & Other Income	526,021,103	By Administrative Expenses	6,798,939
		By Consumables	3,251,746
		By MSBTE / AICTE Affiliation & Membersh	1,831,885
		By Postage & Telephone Expenses	1,094
		By Printing and Stationery Expenses	341,853
		By Repairs and Maintenance	5,618,336
		By Seminars & Workshops	2,342,694
		By Student Welfare	8,148,921
		By Travelling Expenses	2,785,613
		By Induction Programme Expenses	1,465,211
		By Students' Technical Event Expenses	144,150
		By Admission Campaigning Expenses	1,993,475
		By ARA Processing Fee	357,912
		By Bank Charges	6,848
		By Bank Intrest	19,395,094
		By Cleaning Expences	2,803,486
		By E-Journals	1,300,883
		By Fee Consession	2,215,350
		By FRA Processing Fee	430,704
		By Garden Expenses	2,058,070
		By Honararium Charges	525,263
		By Income Tax Interest Paid	1,074,988
		By INDUSTRIAL VISIT EXP.	2,015,258
		By Internet Expenses	1,427,306
		By Medical Expenses	1,186,542
		By Office Expenses	1,183,075
		By Online Journals	1,383,956
		By Periodicals & Journals & Subscription	639,531
		By PHD Registration Fee Paid	1,755,000
		By Power & Fuel	3,720,751
		By Printing & Stationary	275,378
		By Professional Fees	144,585
		By Refreshment Expenses	1,139,195
		By REMUNERATION EXP	17,519
		By Research & Development	1,317,112
		By Salary	261,556,757
		By Sanitizer Expenses	1,341,155
		By Security Expenses	2,205,511
		By Software & Services Exp.	1,329,774
		By Staff Welfare Expenses	2,365,229
		By Telephone Expenses	490,514
		By Transport & Octroi Charges	1,917,443
		By Visiting Faculty	728,951
		By Water Expenses	1,898,791
		By Fixed Assets	5,500,000
		By JSPM Trust	165,589,254
	<b>526,021,103</b>		<b>526,021,103</b>



**AUDITED FINANCIAL STATEMENTS**

**FOR THE PERIOD FROM**

**1-4-2020 TO 31-3-2021**

**OF**

**J S P M'S**

**RAJARSHI SHAHU COLLEGE OF ENGG.  
TATHAWADE.**



Rajarshi Shahu College of Engineering

BALANCE SHEET AS ON 31ST MARCH 2021

Particulars	Amount	Amount
<b>Sources of Funds :</b>		
JSPM Trust.		32,63,20,175
<b>Total</b>		<b>32,63,20,175</b>
<b>Application of Funds :</b>		
Fixed Assets		6,63,53,177
Investment		-
Working Capital		25,99,66,998
<b>Current Assets</b>		
Loans & Advances	23,59,010	
Deposits	1,18,800	
Sundry Debtors	28,41,53,041	
Cash-in-hand	2,436	
Bank Accounts	1,39,44,129	
Sub total	<b>30,05,77,416</b>	
<b>Less : Current Liabilities</b>		
Deposits	64,14,146	
Sundry Creditors	18,13,041	
Other Current Liabilities	3,23,83,231	
Sub total	<b>4,06,10,418</b>	
<b>Income &amp; Expenditure</b>		
Opening period	-	
Current Period	8,38,55,313	
Less: Transfer	8,38,55,313	
<b>Total</b>		<b>32,63,20,175</b>

Place : Pune  
Date : 03.03.2022

  
**DIRECTOR**

Jayawant Shikshan Prasarak Mandal's  
Rajarshi Shahu College of Engineering  
(An Autonomous Institute)  
Tathawade, Pune - 411 033, M.S. (India)

As per our report of even date  
For V M Chakrapani & co.  
Chartered Accountants  
Firm Reg.No. 000548S

  
(Pawan Kumar Chakrapani)

Partner

M No.219447

UDIN : 22219447AEBWKK5375



# Rajarshi Shahu College of Engineering

## Income & Expenditure Statement 01 April 2020 to 31 March 2021


Particulars	Amount
<b>Income</b>	
Fees Collected	43,97,30,792
Consultancy Fee	29,11,975
Interest Received	2,11,583
<b>Total</b>	<b>44,28,54,350</b>
<b>Expenditure</b>	
Salary	<b>21,60,62,182</b>
Visiting Faculty	9,11,938
Consumable	43,85,238
Power & Fuel Exps	91,92,500
Journal and Periodicals	13,84,366
E Journal	26,45,780
Printing and Stationery	43,03,147
Professional Fee	2,99,998
Repairs & Maintenance	59,28,140
Seminar, Workshops & Meetings	25,67,181
Garden Exp	28,91,770
Student Welfare	32,75,000
Travelling Expenses	25,75,300
Advertisement Expenses	62,45,650
Affiliation, NAAC, NBA, Membership & AICTE Fees	7,09,329
Bank Charges	7,116
Depreciation	1,58,39,271
Internet Expenses	28,65,750
Sanitizer Expenses	26,56,578
Staff Welfare and Faculty Development	18,65,842
Student Cultural Expenses	14,89,497
Telephone Expenses	26,85,640
Student Training & Placement Programme	25,58,402
Bank Interest	1,35,97,585
Medical Exps	29,58,720
Research & Development	38,08,420
Security Expenses	16,65,500
Office Exps	22,36,686
Postage	1,66,917
Cleaning/House Keeping Exps	28,45,624
Transportation Charges	19,41,000
Water Supply Charges	30,40,925
Consultancy Charges	3,54,000
Honorarium Charges	82,263
Software Services	26,52,782
<b>Total Expenditure</b>	<b>35,89,99,037</b>
<b>Excess of Income over Expenditure</b>	<b>8,38,55,313</b>

Place : Pune  
Date : 03.03.2022

  
**DIRECTOR**

Jayawant Shikshan Prasarak Mandal's  
Rajarshi Shahu College of Engineering  
(An Autonomous Institute)  
Tathawade, Pune - 411 033, M.S. (India)

As per our report of even date  
For V M Chakrapani & co.  
Chartered Accountants  
Firm Reg.No. 0005485

  
(Pawan Kumar Chakrapani)  
Partner

M No.219447  
UDIN : 22219447AEBWKK5375

## Rajarshi Shahu College of Engg.

Schedules Of Fixed Assets.

2020-21

Sr. No.	Assets	Rate Of Dep.	Opening Balance 1.4.2020	Addition		Total Fixed Assets	Depreciation			Total Depreciation	Closing Balance 31.3.2021
				Before 6 Month	After 6 Month		On Opening Balance	Before 6 Month	After 6 Month		
1	Library Books	40%	6251170.99	0.00		6251170.99	2500468.40	0.00	0.00	2500470.00	3750700.99
2	Computers	40%	12061731.28	2911235.00	237888.00	15210854.28	4824692.51	1164494.00	47578.60	6036766.00	9174088.28
3	Furniture & fittings	10%	15222525.55			15222525.55	1522252.56	0.00	0.00	1522253.00	13700272.55
4	Building	10%	17651316.67			17651316.67	1765131.67	0.00	0.00	1765132.00	15886184.67
5	Equipment	15%	25405400.95	266680.00	2184500.00	27856580.95	3810810.14	40002.00	163837.50	4014650.00	23841930.95
	Total		76592145.44	3177915.00	2422388.00	82192448.44	14423355.27	1204496.00	211416.10	15839271.00	66353177.44





# Rajarshi Shahu College of Engg.

## RECEIPTS & PAYMENT STATEMENT

FROM 1-4-2020 To 31-3-2021

RECEIPT	AMOUNT	PAYMENT	AMOUNT
o Opening Balance		By Salary	21,57,11,190
Cash In Hand	41,069	By Visiting Faculty	9,11,938
Cash At Bank	1,24,73,965	By Consumable	43,85,238
		By Power & Fuel Exps	78,06,873
o Fees & Other Receipts	28,60,18,070	By Journal and Periodicals	13,84,366
		By E Journal	26,45,780
		By Printing and Stationery	43,03,147
		By Professional Fee	2,99,998
o JSPM Trust.	5,91,22,348	By Repairs & Maintenance	42,42,513
		By Seminar, Workshops & Meetings	25,67,181
		By Garden Exp	28,91,770
		By Student Welfare	32,75,000
		By Travelling Expenses	25,75,300
		By Advertisement Expenses	45,60,023
		By Affiliation, NAAC, NBA, Membership & Al	7,09,329
		By Bank Charges	7,116
		By Internet Expenses	28,65,750
		By Sanitizer Expenses	26,56,578
		By Staff Welfare and Faculty Development	18,65,842
		By Student Cultural Expenses	14,89,497
		By Telephone Expenses	26,85,640
		By Student Training & Placement Programme	25,58,402
		By Bank Interest	1,35,97,585
		By Medical Exps	29,58,720
		By Research & Development	38,08,420
		By Security Expenses	16,65,500
		By Office Exps	22,36,686
		By Postage	1,66,917
		By Cleaning/House Keeping Exps	28,45,624
		By Transportation Charges	19,44,000
		By Water Supply Charges	30,40,925
		By Consultancy Charges	3,54,000
		By Honorarium Charges	82,263
		By Software Services	26,52,782
		By Advance Purchase	3,43,690
		By Fixed Assets	56,00,303
		By Deposite.Paid	10,000
		By By Closing Balance	1,39,46,565
		Cash In Hand	2,436
		Cash At Bank	1,39,44,129
<b>Total</b>	<b>35,76,55,451</b>	<b>Total</b>	<b>35,76,55,451</b>

As per our report of even date  
For V M Chakrapani & co.  
Chartered Accountants  
Firm Reg.No. 0005485

(Pawan Kumar Chakrapani)

Partner

M No.219447

UDIN : 22219447AEBWKK5375

Place : Pune  
Date : 03.03.2022

**DIRECTOR**  
Jayawant Shikshan Prasarak Mandal's  
Rajarshi Shahu College of Engineering  
(An Autonomous Institute)  
Tathawade, Pune - 411 033, M.S. (India)

**BUDGET**  
**FOR THE PERIOD FROM**  
**1-4-2021 TO 31-3-2022**  
**OF**  
**J S P M'S**  
**RAJARSHI SHAHU COLLEGE OF ENGG.**  
**TATHAWADE.**



# Rajarshi Shahu College of Engg.


Tathawade, Pune.

Budget for the period 1-4-2021 To 31-3-2022

RECEIPT	AMOUNT	PAYMENT	AMOUNT
To Fees & Other Income	45,17,11,437	By Salary	25,09,83,426
		By Visiting Faculty	9,57,535
		By Consumable	46,04,500
		By Power & Fuel Exps	99,67,125
		By Journal and Periodicals	14,53,584
		By E Journal	27,78,069
		By Printing and Stationery	45,18,304
		By Professional Fee	3,14,998
		By Repairs & Maintenance	62,24,547
		By Seminar, Workshops & Meetings	26,95,540
		By Garden Exp	30,36,359
		By Student Welfare	34,38,750
		By Travelling Expenses	27,04,065
		By Advertisement Expenses	65,57,933
		By Affiliation, NAAC, NBA, Member	7,44,795
		By Bank Charges	7,472
		By Internet Expenses	30,09,038
		By Sanitizer Expenses	27,89,407
		By Staff Welfare and Faculty Develop	19,59,134
		By Student Cultural Expenses	15,63,972
		By Telephone Expenses	28,19,922
		By Student Training & Placement Pr	26,86,322
		By Bank Interest	1,42,77,464
		By Medical Exps	31,06,656
		By Research & Development	39,98,841
		By Security Expenses	17,48,775
		By Office Exps	23,48,520
		By Postage	1,75,263
		By Cleaning/House Keeping Exps	29,87,905
		By Transportation Charges	20,41,200
		By Water Supply Charges	31,92,971
		By Consultancy Charges	3,71,700
		By Honorarium Charges	86,376
		By Software Services	27,85,421
		By Fixed Assets	58,80,318
		By JSPM Trust	9,28,95,230
	<b>45,17,11,437</b>		<b>45,17,11,437</b>

  
**DIRECTOR**

Jayawant Shikshan Prasarak Mandāl's  
 Rajarshi Shahu College of Engineering  
 (An Autonomous Institute)  
 Tathawade, Pune - 411 033, M.S. (India)





Conso  
2019-20

**AUDITED FINANCIAL STATEMENTS**

**FOR THE PERIOD FROM**

**1-4-2019 TO 31-3-2020**

**OF**

**J S P M'S**

**RAJARSHI SHAHU COLLEGE OF ENGG.  
TATHAWADE.**

Rajarshi Shahu College of Engineering

BALANCE SHEET AS ON 31ST MARCH 2020

Particulars	Amount	Amount
<b>Sources of Funds :</b>		
JSPM Trust.		185023140.93
<b>Total</b>		<b>185023140.93</b>
<b>Application of Funds :</b>		
<b>Fixed Assets</b>		<b>76592145.44</b>
<b>Investment</b>		<b>0.00</b>
<b>Working Capital</b>		<b>108430995.49</b>
<b>Current Assets</b>		
Loans & Advances	2489889.00	
Deposits	118800.00	
Sundry Debtors	127316761.17	
Cash-in-hand	41069.00	
Bank Accounts	12473964.79	
Sub total	<b>142440483.96</b>	
<b>Less : Current Liabilities</b>		
Deposits	6424146.00	
Sundry Creditors	2156731.17	
Other Current Liabilities	25428611.30	
Sub total	<b>34009488.47</b>	
<b>Income &amp; Expenditure</b>		<b>0.00</b>
Opening period	0.00	
Current Period	100366314.36	
Less: Transfer	100366314.36	
<b>Total</b>		<b>185023140.93</b>

As per our report of Even Date

For P C Patil & Associates

Chartered Accountants

Place : Pune

Date : 30/11/2020



Partner

CA Yuvraj Bhandare

UDIN : 20130266AAAAJD7225

## Rajarshi Shahu College of Engineering

### Income & Expenditure Statement 01 April 2019 to 31 March 2020

Particulars	Amount
<b>Income</b>	
Fees Collected	432971803.00
Consultancy Fee	3825000.00
Interest Received	235270.00
<b>Total</b>	<b>437032073.00</b>
<b>Expenditure</b>	
<b>Salary</b>	<b>257724268.37</b>
Visiting Faculty	624222.00
Consumable	833533.62
Power & Fuel Exps	10192954.00
ARA Processing Fees	315700.00
Journal and Periodicals	120690.00
E Journal	2010125.00
Printing and Stationery	928490.00
Professional Fee	266950.00
Repairs & Maintenance	2338319.00
Seminar, Workshops & Meetings	2188262.92
Garden Exp	22752.00
Student Welfare	2138673.00
Travelling Expenses	377724.00
Advertisement Expenses	6125908.00
Affiliation, NAAC, NBA, Membership & AICTE Fees	1541825.00
Bank Charges	20812.66
Insurance Expenses	1863814.00
Depreciation	14739863.00
Internet Expenses	724551.75
Staff Welfare and Faculty Development	109070.00
Student Cultural Expenses	799242.00
Student Industrial Visit Exps	1800.00
Telephone Expenses	160600.00
Student Training & Placement Programme	197859.00
Bank Interest	27195170.32
Research & Development	22655.00
Rates & Taxes	1980379.00
Rent	287845.00
Office Exps	171494.00
Postage	11983.00
Cleaning Exps	137552.00
Transport Charges	25061.00
<b>Water Supply Charges</b>	<b>465610.00</b>
<b>Total Expenditure</b>	<b>336665758.64</b>
<b>Excess of Income over Expenditure</b>	<b>100366314.36</b>

As per our report of Even Date  
For P C Patil & Associates  
Chartered Accountants



*(Signature)*  
Partner

Place : Pune  
Date : 30/11/2020



**Rajarshi Shahu College of Engg.**

Schedules Of Fixed Assets.

2019-20

Consolidated

Sr. No.	Assets	Rate Of Dep.	Opening Balance 1.4.2019	Addition		Total Fixed Assets	Depreciation			Total Depreciation	Closing Balance 31.3.2020
				Before 6 Month	After 6 Month		On Opening Balance	Before 6 Month	After 6 Month		
1	Library Books	40%	441954.99	0.00	7482498.00	7924452.99	176782.00	0.00	1496499.60	1673282.00	6251170.99
2	Computers	40%	5973119.28	3396855.00	8049685.00	17419659.28	2389247.71	1358742.00	1609938.00	5357928.00	12061731.28
3	Furniture & fittings	10%	9435781.55	304942.00	6795659.00	16536382.55	943578.16	30494.20	339782.95	1313857.00	15222525.55
4	Building	10%	19612573.67	0.00	0.00	19612573.67	1961257.37	0.00	0.00	1961257.00	17651316.67
5	Equipment	15%	21524159.75	7750755.00	564025.20	29838939.95	3228623.96	1162613.25	42301.89	4433539.00	25405400.95
	<b>Total</b>		<b>56987589.24</b>	<b>11452552.00</b>	<b>22891867.20</b>	<b>91332008.44</b>	<b>8699489.19</b>	<b>2551849.45</b>	<b>3488522.44</b>	<b>14739863.00</b>	<b>76592145.44</b>



**Rajarshi Shahu College of Engg.**  
**RECEIPTS & PAYMENT STATEMENT**  
**FROM 1-4-2019 To 31-3-2020**

RECEIPT		AMOUNT	PAYMENT		AMOUNT
To Opening Balance		6277610.03	By Salary		257724268.37
Cash In Hand	27069.00		By Visiting Faculty		624222.00
Cash At Bank	6250541.03		By Consumable		833533.62
To Fees & Other Receipts		437032073.00	By Power & Fuel Exps		10192954.00
			By ARA Processing Fees		315700.00
			By Journal and Periodicals		120690.00
			By E Journal		2010125.00
To JSPM Trust.		-74524334.40	By Printing and Stationery		928490.00
			By Professional Fee		266950.00
			By Repairs & Maintenance		2338319.00
			By Seminar, Workshops & Meetings		2188262.92
			By Garden Exp		22752.00
			By Student Welfare		2138673.00
			By Travelling Expenses		377724.00
			By Advertisement Expenses		6125908.00
			By Affiliation, NAAC, NBA, Membership & AI		1541825.00
			By Bank Charges		20812.66
			By Insurance Expenses		1863814.00
			By Internet Expenses		724551.75
			By Staff Welfare and Faculty Development		109070.00
			By Student Cultural Expenses		799242.00
			By Student Industrial Visit Exps		1800.00
			By Telephone Expenses		160600.00
			By Student Training & Placement Programme		197859.00
			By Bank Interest		27195170.32
			By Research & Development		22655.00
			By Rates & Taxes		1980379.00
			By Rent		287845.00
			By Office Exps		171494.00
			By Postage		11983.00
			By Cleaning Exps		137552.00
			By Transport Charges		25061.00
			By Water Supply Charges		465610.00
			By Fixed Assets		34344419.20
			By By Closing Balance		12515033.79
			Cash In Hand	41069.00	
			Cash At Bank	12473964.79	
<b>Total</b>		<b>368785348.63</b>	<b>Total</b>		<b>368785348.63</b>

Place : Pune  
Date : 30/11/2020

As per our report of Even Date  
For P C Patil & Associates  
Chartered Accountants

*(Signature)*  
Partner

